


FEATURES

MODEL 104E-MPCIE-4

- CONVERTS **FOUR** PCIe x1 LANES FROM STACK INTO **FOUR (4x4)** PCI EXPRESS MINI CARD SOCKETS
- SUPPORTS HALF- OR FULL- SIZE MINI PCIe CARDS, FOR USE IN A TYPE 1 OR TYPE 2 PCIe/104 STACK
- ALL FOUR SOCKETS SUPPORT USB, SMBUS, MICRO-SIM, AS WELL AS PCI EXPRESS SIGNALS
- MSATA DEVICES SUPPORTED ON TWO SOCKETS (TYPE 2)
- POWERED FROM THE PCIe/104 STACK +5V RAIL, NO 12V NEEDED
- 2MM STANDOFFS INTEGRATED INTO DESIGN FOR EASY INSTALLATION, HARDWARE INCLUDED
- ROHS AND INDUSTRIAL TEMP (-40°C TO 85°C) *STANDARD*
- OPTIONS:
 - TOP STACKING (-TOP) (DESIGNED FOR TOP OF STACK)
 - ONE BANK CONNECTOR (-1B)
 - TWO MINI PCIe SOCKET VERSION AVAILABLE (104E-MPCIE-2)



FUNCTIONAL DESCRIPTION

The 104e-mPCIe-4 is a Type 1 or Type 2 PCIe/104 carrier board designed to support up to four PCI Express mini cards in either half or full lengths without limiting I/O bandwidth as each Mini Express socket has its own, exclusive, PCI Express x1 lane. In addition the board supports up to two mSATA devices (via dip-switch selection -Type 2 only), and all four sockets support USB, SMBus, and wireless mPCIe devices — including micro-SIM sockets, per socket, for cellular (WAN) use.

The 104e-mPCIe-4 carrier board is a great way to use ACCES' full industrial line of mPCIe products. These include isolated DAQ, serial, analog, digital I/O (TTL, LVTTTL, relay, FET) and quadrature cards.

Having four peripheral device sockets on one PCIe/104 stack-height card truly multiplies the flexibility of your embedded designs without compromising size or ruggedness.

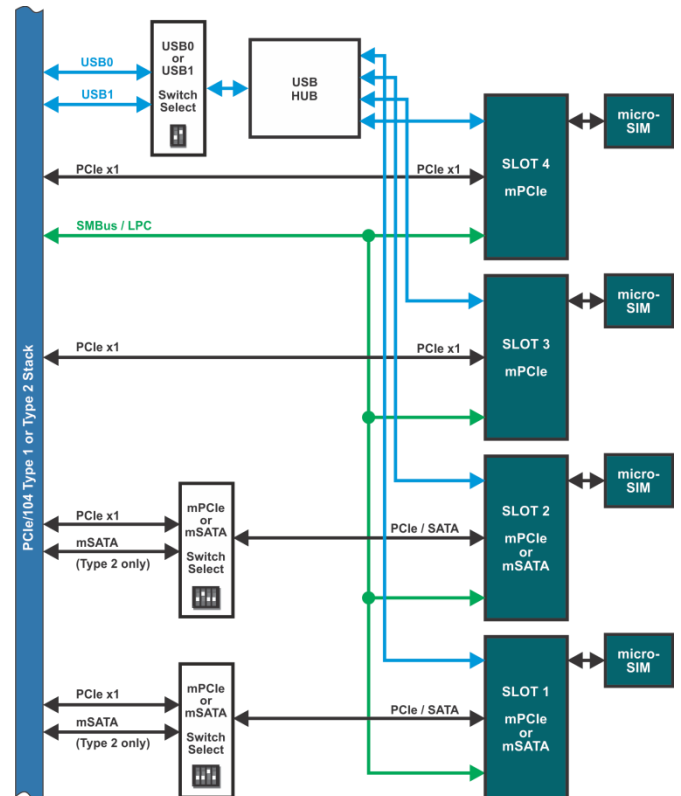
SPECIAL ORDER

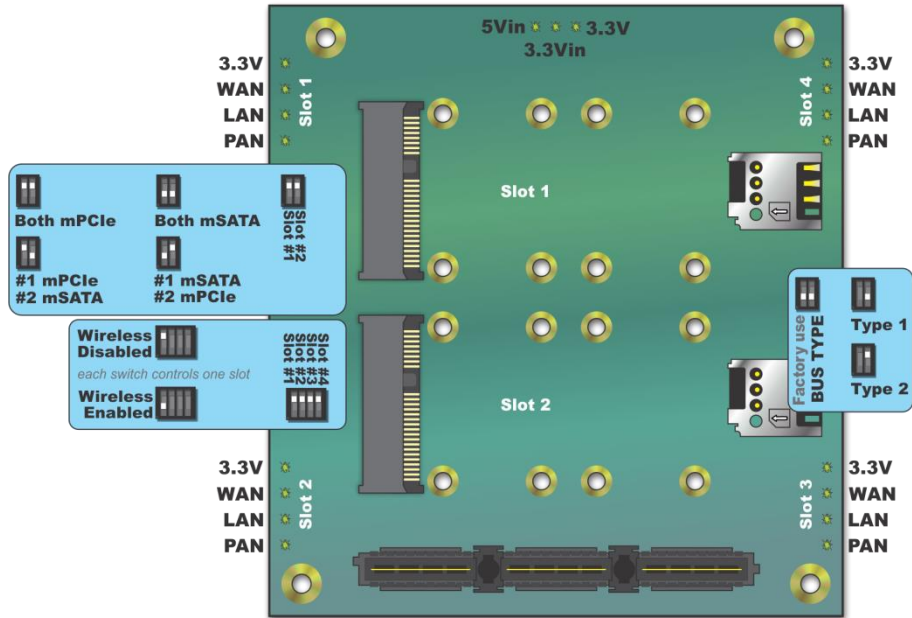
Please contact ACCES with your precise requirement. Examples of special orders would be conformal coating, custom configurations, branded / OEM product labelling, and more. We will work with you to provide *exactly* what is required i.e. "MCOTS".

ACCESSORIES

Available accessories include:

All ACCES' mPCIe products	Visit http://acesio.com/mPCIe
mPCIe-HDW-KIT2	Two 2mm nylon screws
mPCIe-HDW-PEM2	Two 2mm standoffs for mounting half-length mPCIe cards and two 2mm nylon screws. One mPCIe-HDW-PEM2 kit needed per slot being converted to half-length.





Specification

PC Interface	PCIe/104 Type 1 or Type 2
I/O Interface	PCI Express Mini Card Socket (x4) (PCIe, USB, SMBus, Micro-SIM socket) mSATA (x2) – Type 2 only

Environmental

Operating Temp	-40 to +85°C
Storage Temp	-40 to +85°C
Humidity	5 to 95% non-condensing
Power Required	+5V @ 60mA typical (no load) (supplied by PCIe/104 stack)

Physical

Weight	48.5 grams
Size	PCIe/104 Compliant (3.55" x 3.775")

ORDERING GUIDE

104e-mPCIe-4	4-PCI Express Mini Card Carrier Board on 104 Express for use on the bottom of the stack
104e-mPCIe-2	2- socket version of the 104e-mPCIe-4
Option -TOP	4- or 2- socket board for use on the top of the stack
Option -1B	PCIe/104 One Bank Connector
<i>SHIPS STANDARD WITH INDUSTRIAL OPERATING TEMPERATURE AND ROHS</i>	