


AM MOULDED POWER WIREWOUND RESISTORS **AM** SERIES

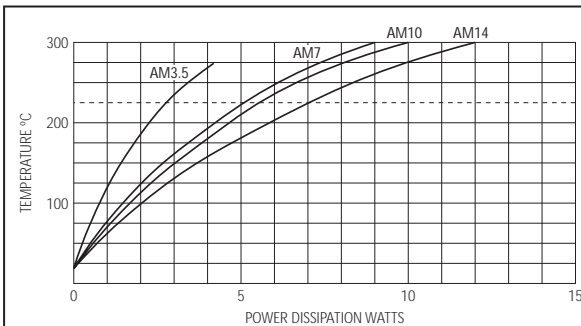


FEATURES

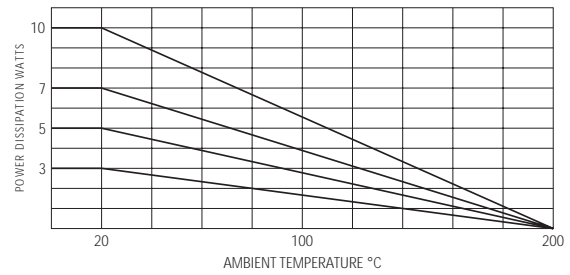
- RESISTANCE RANGE R01 TO 33K
- LOW INDUCTANCE WINDINGS AVAILABLE TYPE NAM
- TEMPERATURE RANGE OF -55°C to +200°C
- TOLERANCES ±1%, ±5% & ±10%
- ALL WELDED CONSTRUCTION

CHARACTERISTICS

Tolerance	Minimum - R099 ±10%, R1 - max ±5%.
Temperature coefficient	Typically less < 100ppm/°C, max 200ppm/°C.
Power dissipation @ 20°C	From 3 to 10 watts.
Insulation resistance (Dry)	>100 MΩ at 500 VDC.
Core	Steatite.
Element	Copper nickel alloy or nickel chrome alloy.
Terminations	Steel.
Coating	Epoxy moulded.



Variation of hot spot temperature against Power Dissipation.



Power Rating based on a 200°C maximum surface temperature, in free air over ambient temperature range of -55°C to +200°C.

ELECTRICAL SPECIFICATIONS

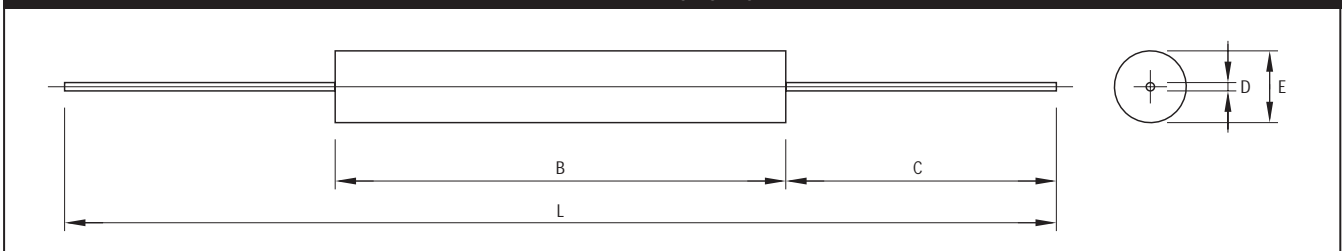
ARCOL TYPE	WATTS @ 20°C	RESISTANCE RANGE OHMS	LIMITING ELEMENT VOLTAGE DC/AC RMS	STABILITY ▲R% PER 2000 HRS	WEIGHT APPROX. GMS
AM3.5	3	R01 - 4k7	100	2	2.2
AM7	5	R01 - 10k	200	2	2.7
AM10	7	R05 - 22k	500	2	5.0
AM14	10	R1 - 33k	750	2	6.5
NAM3.5	3	R01 - 1k2	70	2	2.2
NAM7	5	R01 - 2k5	140	2	2.7
NAM10	7	R05 - 5k5	350	2	5.0
NAM14	10	R1 - 8k25	525	2	6.5

DIMENSIONS (MM) MAX

ARCOL TYPE	B	C	D	E	L
AM3.5	12.70	37.40	0.80	6.00	87.54
AM7	22.20	37.50	0.80	8.60	97.16
AM10	38.10	37.20	0.80	8.60	112.46
AM14	54.00	32.40	0.80	8.60	118.86
NAM3.5	12.70	37.40	0.80	6.00	87.54
NAM7	22.20	37.50	0.80	8.60	97.16
NAM10	38.10	37.20	0.80	8.60	112.46
NAM14	54.00	32.40	0.80	8.60	118.86

AM = Standard Windings NAM = Low Inductance Windings

DIMENSIONS



ARCOL UK LTD

THREEMILESTONE INDUSTRIAL ESTATE, TRURO, CORNWALL, TR4 9LG, ENGLAND.

Tel +44 (0)1872 277431 Fax +44 (0)1872 222002

http://www.arcol.co.uk E-mail sales@arcol.co.uk



CERTIFICATE NUMBER FM 31218